

# West End Choice Neighborhoods Transformation Plan

## Household Level Survey Summary Results

Prepared by the Community Building Institute

277 out of 554 households were surveyed

61% are single person households

43% have a senior over 55 in their household

30% have children in their household

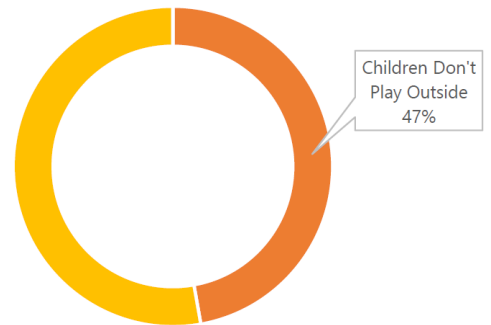
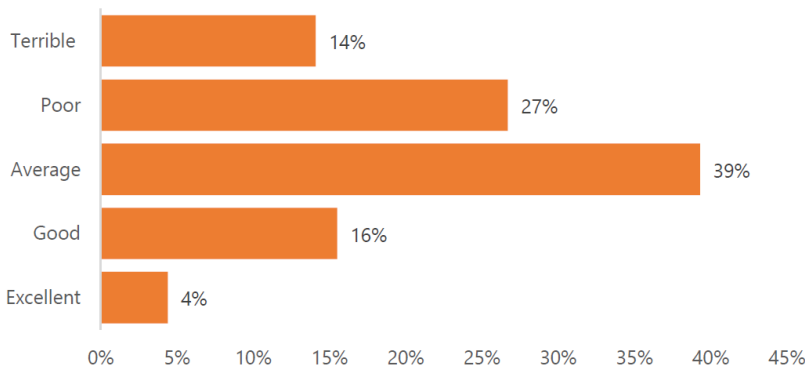
46% have lived in the West End for 11 or more years



### Youth and Education

- 30% of households surveyed have children
- 60% have kids 0-5 years old
- 48% reported their 0-5 year old(s) **stay home** with them or another guardian
- 23% reported their 0-5 year old(s) attend a **professional early learning center**
- 57% are **very satisfied** with their current child care arrangement

Access to Out of School Opportunities



#### Top Reasons:

- Safety concerns over shootings
- Bullying
- No where to play

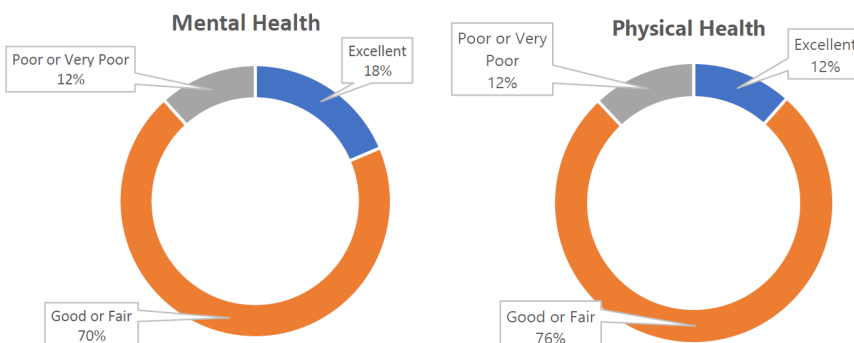


### Health

82% of respondents have health insurance

#### Barriers to Health Care

Transportation to health care	36%
The cost of health care/ services	23%
Lack of a regular provider	20%
Not knowing their health care options	16%



37% of Senior households reported that transportation to health care is a barrier for them



# Housing

**74%** of senior households said they would like to see a **senior only building** in the new development

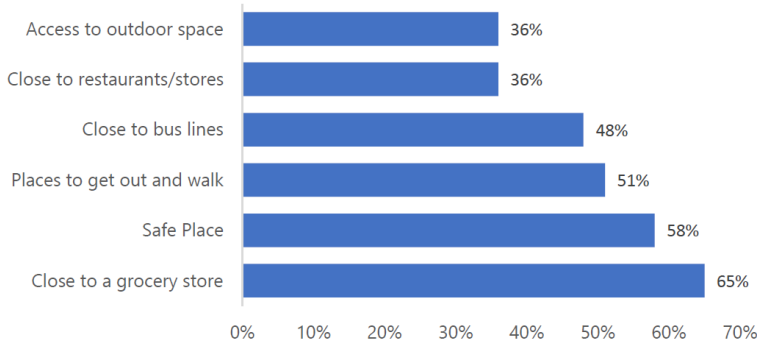
### When asked about their current housing:

**44%** reported that there are maintenance and repair issues that need to be addressed

**21%** reported feeling unsafe in their current housing

**29%** reported that overall their current housing serves them well

What features are most important to you?

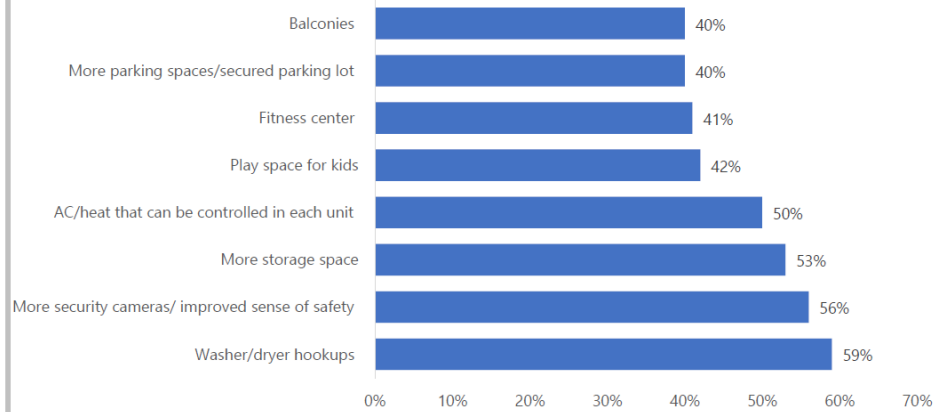


### When asked about moving:

**37%** want to move to a new affordable housing unit in the West End

**31%** would like to stay in their current housing

What features would you like to see in new or renovated housing?

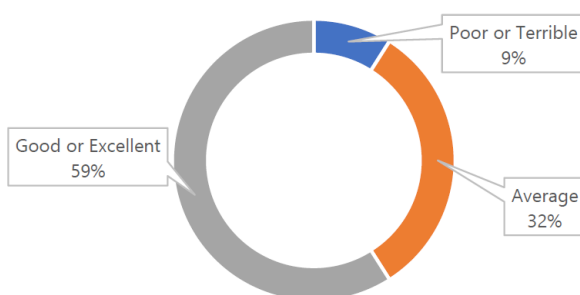


# Transportation

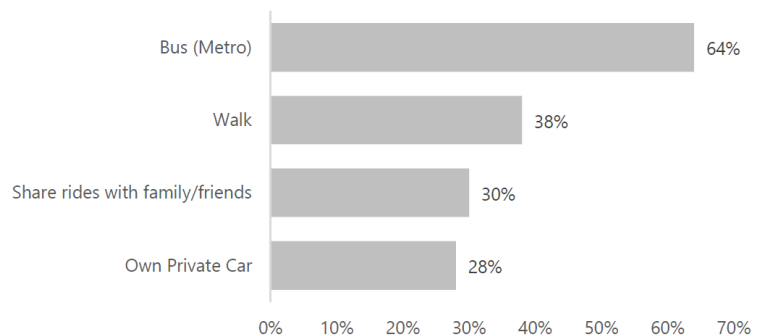
**36%** of respondents reported that Metro serves them “very well” and **34%** “moderately well”

Only **8%** reported that the services “don’t serve them well at all”

Access to Public Transportation



Main Method of Transportation





# Employment and Job Training

## Non-Senior Households

- 40%** reported not working but looking for employment
- 26%** reported not working and not looking for employment

## Senior Households

- 73%** reported not working and not looking for employment



1 in 5 would like more training or education to get a better job.

### What would help with employment or education plans?

- More information about options
- Better transportation
- On the job training
- Better access to the internet



# Community Amenities

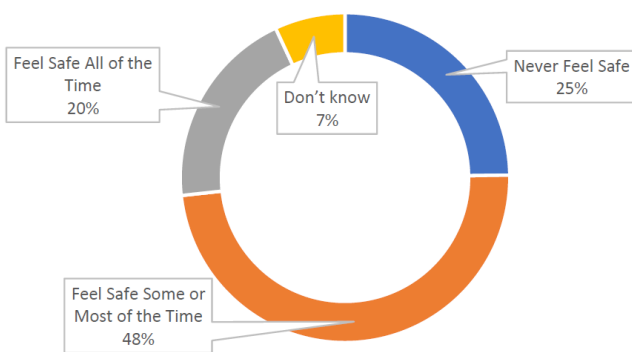
## Internet Access

- 46%** of respondents don't have access to quality internet at home
- 51%** don't have the devices they need to access the internet

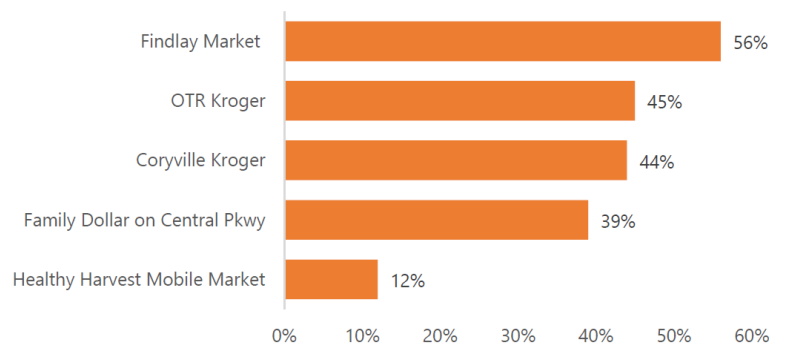
## Those Without Internet

- 58%** reported accessing the internet at the West End Branch Library or another library
- 26%** reported "other"; responses most often included using a mobile device or not using the internet at all

## Community Safety



## Where do you shop for groceries?



The WE Choice Household Level Survey was collected in the summer of 2021 as a part of the West End Choice Neighborhoods Transformation planning process.

